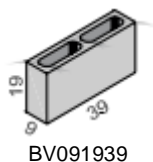
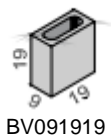


# BLOCOS DE CONCRETO

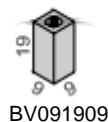
## BLOCO VEDAÇÃO - $f_{bk} \geq 3,0\text{MPa}$



BV091939



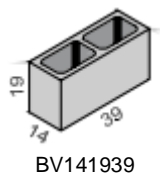
BV091919



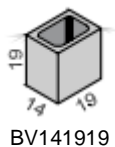
BV091909



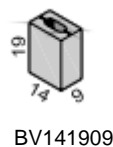
CV091919



BV141939

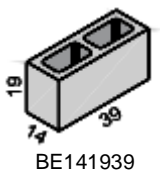


BV141919

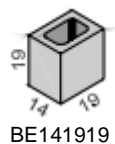


BV141909

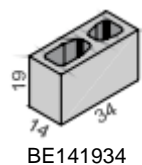
## BLOCO ESTRUTURAL - $4,5\text{MPa} \leq f_{bk} \leq 16,0\text{MPa}$



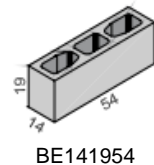
BE141939



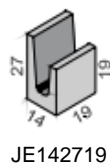
BE141919



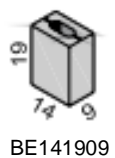
BE141934



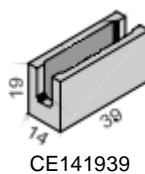
BE141954



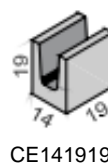
JE142719



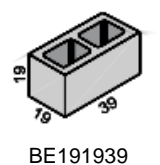
BE141909



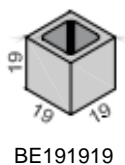
CE141939



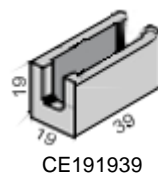
CE141919



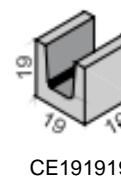
BE191939



BE191919



CE191939



CE191919

## PAVER'S



PR100620

**Retangular**

10 x 20 x 6 cm

50 peças por metro quadrado



PR100820

**Retangular**

10 x 20 x 8 cm

50 peças por metro quadrado



**Coloridos**



PV100620

**16 Faces**

Altura de 6 cm

42 peças por metro quadrado



PV100820

**16 Faces**

Altura de 8 cm

42 peças por metro quadrado



**Coloridos**